Winter



Family Homework

Every school holiday, families across the Stepney Partnership enjoy participating in ‘Family Homework’.
Children, siblings and parents/carers learn together and have fun! This half-term’s homework invites you to think about ‘**Winter’.** When you come back to school, you can share your learning with your teacher and your class.

Create a Winter Diorama

Use a box and create your own winter diorama. What will the setting be?





Sketch a winter landscape

Sketch a winter scene using different shading techniques.





Paper Plate Crafting

Use paper plates to make a variety of animals associated with the cold and winter. You can paint them, add materials or cut them into different shapes.



Lots of Fun Ideas!

Make a Snow Globe.

Use any transparent plastic or glass jar to make a snow globe.



Make a Poster

Make a poster informing how climate change is melting the Arctic and threatening the survival of the polar bears.



Attention

Information

Action

Nature art

Create art using natural materials found during Winter break.





Write a story

Write a winter story. Choose one of these titles as inspiration.

The Melting Snowman.
The Polar Bear and the Melting Iceberg
The day that London Froze.

Winter Snaps



Go out to see the Christmas lights, Take a photo and write a caption.

Write a Fact file

Write a fact file about the Northern Lights. What is the Northern Lights. What is the scientific name? Which countries can they be seen from? When is the best time to see them? What produces the Northern Lights?



Create Winter Items and Snowflakes



Create an item that is associated with winter. What materials will you use? What skills do you need? Will it stand or can it be hung?









Winter Trees.

Make a winter tree. How will you make the leaves? Will it have any leaves? Will the tree be textured? Think about the background. Is your tree going to be 2D or a 3D model?









Paint an Ocean



Paint a winter scene. Think about how you can use your brush to create different effects. What colours and shades could you use? You can add cotton wool to your picture as snow to give texture.



Make a Candle

Melt crayons to make your own winter candles.



Winter Acrostic Poem



Write an acrostic poem about winter.

Read a Winter Tale

Visit your local ideas store over the holiday and ask if they can recommend any wintery tales. You could write book review of what you liked most and who you would recommend reads it next.

Trips

You can visit the following places to experience the magic of winter in London.

- Winter Wonderland
- Oxford Street -Christmas Lights
- Kew Gardens Winter Lights
- Trafalgar Square - Christmas Tree.



Research on Snowflakes

How are snowflakes formed? What are the properties of a snowflake? Why are snowflakes symmetrical? What shape are they? How many corners do they have? Find out as much information about snowflakes as you can.



Name: **Class:**

The ‘Family Homework Challenge’ should be completed by the first week back on **Tuesday 9th January .**

Bring your work to school to share what you have be up to with us.